


Water TUBE indoor Fountain Package

Tubular Water Magic



Water TUBE delivers the delight of an animated pool experience without the need for a direct water connection. The bucket design accommodates its own water capacity, and each unit includes an individual 24 VDC submersible pump. With a plexiglass structure, it effectively dampens the noise from high water levels used in animations, ensuring a quiet environment. Additionally, the system operates entirely in a dry atmosphere.

- ✔ Decorative Indoor Water Feature Unit
- ✔ 2m/3m Height Water Column in Plexiglass Tube
- ✔ 24VDC AquaVARIO Pump and AquaLIGHT-C included
- ✔ Robust Stainless Steel Body Single Module Option
- ✔ Stylish Wooden Frame Trio Module Option
- ✔ 24VDC Powered & DMX-RDM Controlled
- ✔ IP68 Socketed One Cable Connection
- ✔ Synchronorm Depence Library available



Water TUBE II



Water TUBE III

Water TUBE indoor Fountain Package

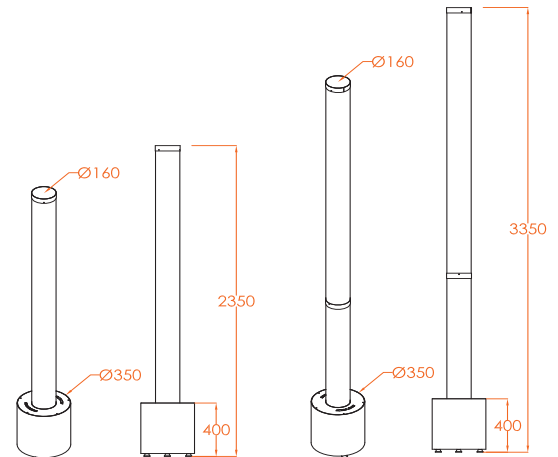
TECHNICAL DETAILS

MODEL :	Water TUBE II
DIMENSION :	350 x 2350 mm
MATERIAL :	Stainless Steel
MAX. HEIGHT :	2 m
POWER & DMX :	Combo Cable
WATER INLET :	1 ½" NPT
PRODUCT NO :	1070

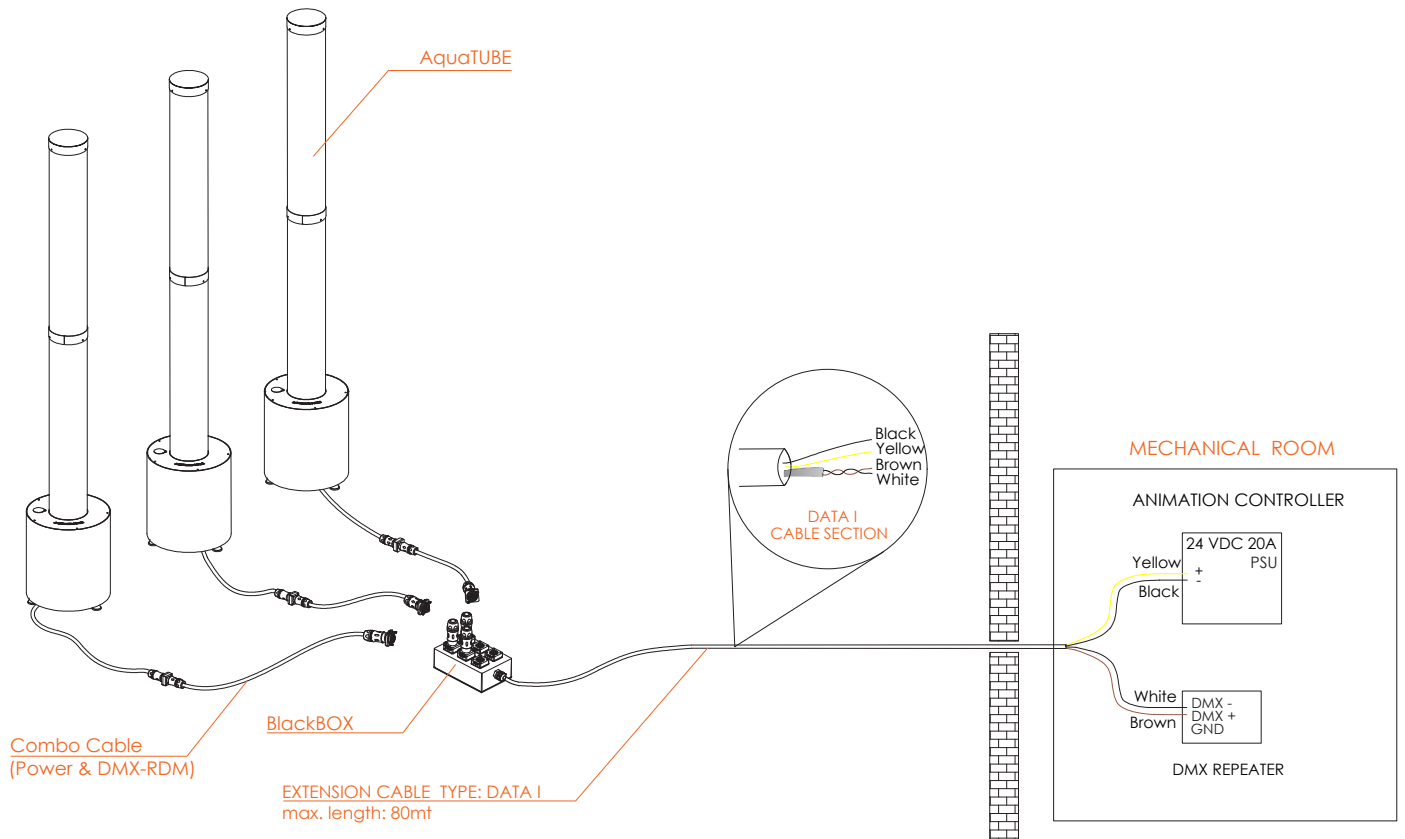
MODEL :	Water TUBEIII
DIMENSION :	350 x 3350 mm
MATERIAL :	Robust Stainless
MAX. HEIGHT :	3 m
POWER & DMX :	Combo Cable
WATER INLET :	1 ½" NPT
PRODUCT NO :	1071

COMPATIBLE ELEMENTS AND ACCESSORIES

PRODUCT GROUP	SEE
Nozzles :	Accessory nozzles
Connection :	Connection accessories
Controlling :	Control accessories
Holder and Stand :	Holder and Stand Accs.
Lighting :	Lighting Series




Electrical Connection Schematic :



Water TUBE Triple Wooden Set

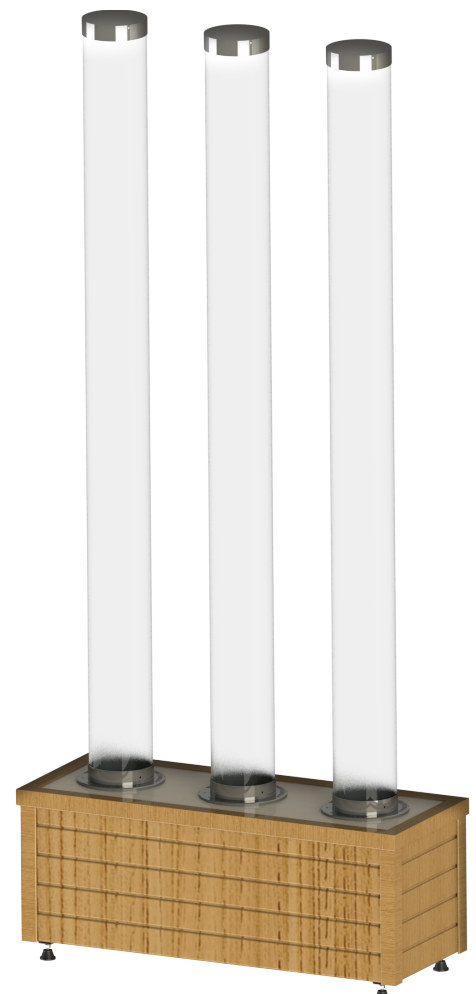
Wooden Type



Water TUBE offers the delight of an animated pool experience without requiring a water connection. Its bucket design includes a built-in water reservoir, with each unit featuring an individual 24 VDC submersible pump. This unique setup ensures independent operation without an external water source, making it ideal for indoor settings.

The plexiglass construction dampens the noise generated by high water levels during animations, ensuring a quiet environment. The dynamic and captivating water effects create a mesmerizing visual experience. The system's self-contained nature also makes it easy to maintain, with minimal water loss and reduced need for frequent refills.

- ✓ 24VDC SUB-PUMP 1
- ✓ DMX-RDM Controlled
- ✓ Wooden Frame
- ✓ Different Nozzle Types
- ✓ LIGHT-C x 3



Water TUBE Triple Wooden Set



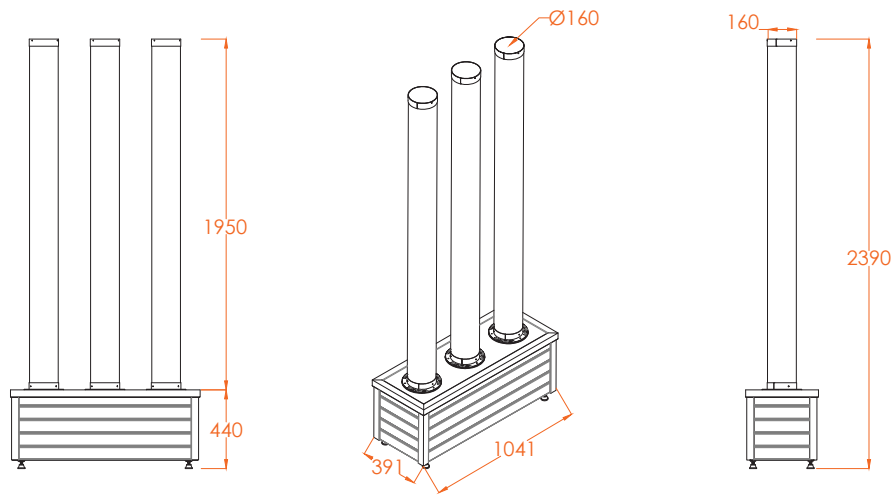
TECHNICAL DETAILS

MODEL :	Water TUBE Wooden Set
DIMENSION :	1041 x 391 x 2390 mm
MATERIAL :	Stainless Steel +Wooden
MAX. HEIGHT :	2 m
POWER & DMX :	Combo Cable
WATER INLET :	1 ½" NPT
PRODUCT NO :	5330

COMPATIBLE ELEMENTS AND ACCESSORIES

PRODUCT GROUP	SEE
Nozzles :	Accessory nozzles
Connection :	Connection accessories
Controlling :	Control accessories
Holder and Stand :	Holder and Stand Accs.
Lighting :	Lighting Series

Schematic :



Electrical Connection Schematic :

